



75 साल स्वास्थ्य सेवा में—1933-2008
75 YEARS OF HEALTH CARE 1933-2008

भारत सरकार

GOVERNMENT OF INDIA

स्ना. चि. शि. अनु. सं.—डा. राम मनोहर लोहिया अस्पताल, नई दिल्ली
PGIMER - DR. RAM MANOHAR LOHIA HOSPITAL, NEW DELHI

जिन्दगी चुनें : तम्बाकू नहीं
CHOOSE LIFE : Not Tobacco

केस शीट / CASE SHEET



20241034736

(क) भर्ती संबंधी आँकड़े / Admission Data :		AADHAR NO		NICU	
के. पं. संख्या / CR No.	Neonatology	वार्ड / Ward			
यूनिट सं. Unit No.	Dr. ARTI MARIA - C.M.O	क्या चिकित्सा विधक है / if MLC	नहीं (No)	हाँ/नहीं Yes/No.	
यूनिट अध्यक्ष Unit Head		भेजने वाले का नाम Referred from			
भर्ती की तारीख एवं समय Date & Time of Admission	2024-12-25 3:12 pm	स्थानान्तरण Transfer to			

(ख) रोगी के संबंध में आँकड़े / Patient Data :		0 Day / Female	
नाम / Name	RAHUL	आयु एवं लिंग / Age & Sex	
माता-पिता/पति का नाम Mother / Father / Husband's Name		ब.रो.वि. / आपातकालीन विभाग संख्या / OPD / Emergency No.	
पता / Address		के.स.स्वा.यो. टोकन सं. CGHS Token No.	
		दूरभाष / Phone Nos.	


(ग) नैदानिक आँकड़े / Clinical Data :	
अंतिम निदान / Final Diagnosis	आईसीडी कोड/ ICD Code
अपनाई गई शल्यक्रिया Operative Procedure	ऑपरेशन की तारीख Date of Operation

(घ) छुट्टी/मृत्यु संबंधी आँकड़े / Discharge/Death Details :	
छुट्टी/भेजे जाने/लामा/फरार/ मृत्यु होने की तारीख एवं समय Date & Time of Discharge Referral/LAMA/Abse/Death	अस्पताल में भर्ती रहने की अवधि / Hospital Stay
मृत्यु का कारण Cause of Death	

नाम / Name	कनिष्ठ रेजिडेन्ट Junior Resident	वरिष्ठ रेजिडेन्ट Senior Resident	चि. अधि/विशेषज्ञ/यूनिट अध्यक्ष M.O. / Specialist / HOU
हस्ताक्षर / Signature			

लगातार चार्ट / CONTINUATION CHART

नाम/Name B/o Rakhi : H.O.L : 43102 कमरा/शय्या सं/Room/Bed No.

नाम/Date	प्रतिदिन विवरण और चिकित्सा/Daily Notes and Treatment	आहार/Diet
26/10/21 9pm	<p>S / LPT (36+5) / NVD / BUA/B / Bwt 1.4 kg / ASN / K / F</p> <p>SSGA / RD at birth requiring CPAP (TTNB)</p> <p>WHD (TAPVC)</p> <p>on O₂ by CPAP (F_{IO2} 30% / FiO₂ / PEEP 5)</p> <p>RBS at admission 55mg</p> <p>RR = 140/min RR = 50/min T_{prof} CRT 2 sec BP 58/34/41 SpO₂ 80% in RUL RDS score 1/10</p> <p>RD echo of mixed TAPVC</p> <p>VDG PnT 37.3 P_{CO2} 24.3 HCO₃ 14.6 BE - 10.8</p>	<p>RS A/B/E</p> <p>TA soft, liver J/P</p> <p>BVS 9 systolic women</p> <p>ENS G/Jood</p>
	<p>PO1</p> <ul style="list-style-type: none"> - Tape support - CT VS call - Consultation RD echo for - CT angiography - w/ signs of CF - CL CXR - CL SS, CRP,  <li style="padding-left: 40px;">KFTSE, C9 - Monitor RBS 	

ए.बी.वी.आई.एम.एस. एवं
 डॉ. राम मनोहर लोहिया अस्पताल
 (विकिरण विभाग)

A.B.V.I.M.S. &
 DR. RAM MANOHAR LOHIA HOSPITAL
 (Department of Radiology)

एक्सरे/अल्ट्रासाउन्ड की जांच के लिए मांग-पत्र
 X-RAY/ULTRASOUND REQUISITION

एक्सरे/अल्ट्रासाउन्ड रिपोर्ट
 X-RAY/ULTRASOUND REPORT

CS/B SR on call

SS/LC/AV-VA concordance

Coronary sinus dilated

2 Pulmonary vein seen draining
 in coronary chamber
 in coronary sinus

PA-RV dilated

ASD (3mm R→L shunt)

Severe TR ⊕ (RVSP = RA + 70mmHg)

No AP/AS

No PR/PS/PDA

① sided arch

No CoA

No LVC

vertebral vein seen ⊕

red flow (? supracardiac
 drainage)

Imp: TAVC (? mixed type)
 (supracardiac + cardiac)

नाम Name B/o Rakhi
 आयु/लिंग Age/Sex
 भेजने वाले डॉ. का नाम Referred by

रिपोर्ट सं. Report No. Adv 1 → ECG
 रिपोर्ट सं. Report No. Consultant Echo
 Cardiac CCT date

बिस्तर सं. Bed No. दिनांक Date

यूनिट का नाम Name of Unit
 योगी का नाम Name of Patient
 आयु/लिंग Age/Sex

केंद्र/संस्था/योजना कार्ड सं. C.G.H.S. Card No.
 वार्ड/बायोवि. W/O/O.P.D.

संक्षेप नैदानिक टिप्पणी
 Brief Clinical Notes

अपेक्षित जांच Examination Required

अनतिम निदान Provisional Diagnosis

Neonatal Case Record

Name: B/O Rakhi C.R. No.: 202485415 Father's Name: Rahul
 Address: Khusi Kalam, Faridabad. Ph. No.: _____
 DOA 25/12/24 DOB 24/12/24 TOB 2am Sex F AGA/SGA/LGA _____
 Gestation 36+5 weeks (Date/Usq) B. weight 4.15 kg Weight at admission 4.04 kg
 Length _____ cm OFC _____ cm Vaccination: OPV/BCG/Hep B done Vit K (Y/N) NK

Maternal History: G.P.A.L.2 Age 30 LMP 11/4/24 EDD 16/1/24 Blood Gr B+
 LPV NO hr liquor _____ Antenatal steroids _____ TT 2 TORCH IgM (+/-) IgG (+/-) name of positive component (with date): _____
 Any other abnormal tests _____

MFX 10/2/24
 (Mention only abnormal findings in detail with relevant investigation reports)

Medical problems: None

Obstetric problems:

Antenatal USG (any significant findings): USG scan (3)

Abnormal NST (Y/N) description if abnormal: 3/7 gm month

Any risk factors for sepsis:

Feeding Problems (specify Problems and intervention):

NOTES:

- Spontaneous conception
- Non-consanguineous marriage
- Pregnancy detected at 3rd month of missed period
- Urine pregnancy test (+)
- No h/o Folic acid intake X 1m
- 1st antenatal visit → govt hospital in Faridabad
- Some blood ion done @
- USG done at 3rd month @
- No h/o fever or cough/sore
- No h/o tetanic dyspnoea/radiation exposure.

- 2TT int taken
- IFA, calcium X 3 month
- No level II
- No h/o polyuria, polydipsia
- No h/o pedal edema, headache, blurring of vision
- No h/o LPV, BTV

3 antenatal visit
 → some blood ion were done at 8th month
 → labor pain started at 8pm on 23/12 delivered at BK hospital Faridabad on 24/12 2024
 ↓
 BCAB
 • M/OMSL
 • No h/o PNT
 • No h/o fever or cough/sore
 • free of jaundice
 • 12/24

Newborn History
 Resuscitation his
 Chief complaints
 History of pres
 Time of onset
 Detailed des

Bab

79059 692

ssion 1409

Gr ~~1409~~
e of positive

ood
re done
- 27
started
23/12

BBG 81

Newborn History

Birth: BK general hospital fardabad

Resuscitation history: CIAB YES/NO (if no steps needed):

Chief complaints:

Baby was taken to ICU in government hospital iro prematurity & LBW
↓ IV PIP Hz, capnea, & inotropes. CPAP

History of present illness

Time of onset of first symptom (Hour of life)

Baby was given scores in medication and referred to higher centre iro respiratory distress

Detailed description of each symptom

Baby was admitted on 24/12 8:50pm in spash hospital
UMA 25/12 1:10pm [15 hours stay]

at admission: HR 149/min
RR - 68/min
SpO₂ 95% with O₂
loud murmur (1)

Baby was fixed on IVF, IV antibiotic (pftac, amika) w
suppline t/t, CPAP (PEEP 5) to NK SpO₂ 85%.

referred at 38 10L on O₂ by NP in ambulance
wrapped in layers of cloth without any doctor

Sibling History

6 year old

Significant Family History

RT:	BP (8+)
58/24 (41)	
60/32 (40)	60/32 (41)

RBS → 56mg/l

Examination at Admission

Temp 36.5 HR 110 RR 22 CRT 2s Femoral pulses (Right/left) w SaO2 (Pre/post ductal) 95% / 90%

Cry (specify if abnormal) Ⓝ Birth defects (if any, specify) none

Pallor Ⓝ Cyanosis (central/peripheral) Ⓝ Icterus (Yes/No & level) no Plethora (Yes/No) no
ecchymosis (Yes/No) _____ Rash (if any, specify) _____ Other _____

Head & Face : AF (size/level/any other abnormality) al level PF (size/level/any other abnormality) _____
Sutures (Open/Fused/any other abnormality) none skull shape Ⓝ Gestation (NBS score if mother unsure of dates) _____ Eye _____
cleft lip/palate _____ Dysmorphism (if any, specify) _____

Chest: RR 52 Respiratory distress (Silverman score/Downe score) 2-3/10 Auscultation FEBE

CVS: HR 110 pulses w BP Ⓝ , Precordium Ⓝ Auscultation ? loud P2

Abdomen: Shape Ⓝ Distention Ⓝ Liver 1cm Spleen Ⓝ Umbilicus _____

Bowel sounds Ⓝ Genitalia Ⓝ Anal patency patent

CNS: Level of Alertness: alert Neonatal Behavioral States (Prechtl's) 5
Habituation Ⓝ , Consolability Ⓝ Cuddliness _____, Cranial Nerves (abnormal if any) _____
seizures (Y/N) description _____

Frequency _____ duration _____

Motor system: Quality, quantity and symmetry of movement high quality

Passive Tone: Posture _____ Flapping of Extremities (upper limb/lower limb) _____
Ventral / dorsal Incurvation _____ Scarf sign (Right/Left) full mid Arm Recoil (Right/Left) _____
Square window (Right/Left) 20° Popliteal angle (Right/Left) 110° Heel to ear (level) between umbilicus & nipple

Active tone: Righting reaction & Vertical position _____, Neck Flexors _____, Neck extensors _____

Neonatal reflexes (Moro's/rooting/sucking/Grasp): complete

Extremities _____ Ortolani/Barlow test _____ Back _____

Provisional Diagnosis

Single | LPT (36.5) | NVD | BUAB | BwF | A15 |
Investigations Planned SSGA | renal both req CPAP (TTNB) | CCHD | evafest.
Treatment Order ? genetic congenital heart disease

Daily Notes Sheet

Department of Neonatology

Dr Ram Manohar Lohia Hospital New Delhi

Date:

Time:

Name:

DOL:

GA:

CR No.:

Today's weight:

Loss/gain

Intake:

Output: Urine /stool

Diagnosis:

msg - 14/07/24 AVA → 13w 3d ± 1w, EFW - 75.42g (28.5%)
 Scan shows single fetus & variable present.
 Fetal cardiac activity & fetal movements are seen. FHR is 153 bpm regular.
 Placenta is post. in upper uterine segment Grade 0.
 Amniotic fluid is adequate.
 Umbilical cord is three vessel - Two arteries & one vein
 fetal anatomy visible on scan doesn't reveal any other obvious.

Current Issues:

msg - 13/10/24, AVA - 25w 1d ± 1w 6d, EFW - 862.92g (18.8%)
 scan shows single fetus & vertex present.
 Fetal cardiac activity & fetal movements are seen. FHR is 147 bpm regular.
 Placenta is post. in upper uterine segment grade.
 Amniotic fluid is adequate. AFI - 16.5 cms
 umbilical cord is three vessel - Two arteries & one vein.

Abnormal examination findings:

msg - 22/12/24, AVA: 32w 4d ± 2w 2d, EFW - 1921g (<3%)
 Scan shows single fetus & vertex present.
 Fetal cardiac activity & fetal movements are seen. FHR - 147 bpm regular.
 Placenta is post. in upper uterine segment Grade I.
 Amniotic fluid is adequate. AFI - 15.5 cms
 umbilical cord is three vessel - Two arteries & one vein.

Plan of Action:

- AD Echo
- ECG
- Sepsis screen, CRP, ABG, ~~Blood gases~~, Calcium, RBS
- SE/KFF/TSB
- CX Ray
- feeds cardio ref

SUSHAKTI CHARITABLE TRUST

OUR RELIGION IS HUMANITY

PAN NO. ABBTS0498N

S. No. 58

Date 30/12/24

श्रीवा मै;

अशांकर परिवार ट्रस्ट

ऑफिस नं. 5, इस्ट शफायर

सदरपुर, नोएडा - ४५.

महोदय,

मैं आप शंकी हूँ मैं अतीवगत इरियाग की
हने वाली हूँ मैं अच्छी बरत 10 दिन की है
आर फें गिरे है आपको किल की बिमारी बतार
है शक किल कमतोर है जो की अच्छी
तय य काम नहीं कर पा रहा है इरिया
है किल का ऑपरेशन करने दो कर
है किल ऑपरेशन नहीं कर पा रही
है पाया तो जान भी जो शक है
इरिया वरु मेरी अच्छी की मता डिपिड इरिया
आपके वरु यें बहुत गरीब है

शुक्रवात

शंकी


 भारत सरकार
 Government of India




राखी
 Rakhi
 जन्म तिथि/DOB: 03/05/1988
 महिला/ FEMALE

Issue Date: 05/09/2013



2436 9858 1419
 VID : 9132 7504 5248 6881


मेरा आभार, मेरी पहचान


 भारतीय विशिष्ट पहचान प्राधिकरण
 Unique Identification Authority of India



पता:
 द्वारा: राहुल, हाउस न 75, टिकवाली, तेकवली 141,
 फरीदाबाद,
 हरियाणा - 121002

Address:
 C/O: Rahul, House no 75, Tikawali,
 Tekawli(141), Faridabad,
 Haryana - 121002



2436 9858 1419
 VID : 9132 7504 5248 6881

1947 | help@uidai.gov.in | www.uidai.gov.in

Rakhi